

Cocktail Audio Wireless Speaker BF-11



1. Please check that the BF-11 is connected & paired with your router – (Station Mode: Wireless).

2. The example uses [Windows Media Player](#) & [Media Monkey](#).

3. Make sure the player or renderer is selected (BF-11).

- See below for usage/operational examples...

Other compatible apps/software can also be used...

For support email us on [support@cocktailaudio.co.uk](mailto:support@cocktailaudio.co.uk)

**Ref:** [www.mediamonkey.com/download](http://www.mediamonkey.com/download)



## How to stream Music via Windows Media Player thru the BF-11 (A)

>>Playing directly from the music folders ("play To" ....)

**1** [Right click & "Play To" the BF-11]

**2** Play To

**3** DSP\_4AC1F4  
cocktailAudio

**4**

Play To - DSP\_4AC1F4

DSP\_4AC1F4  
Xspeed, Inc.  
Epitome

Clear List

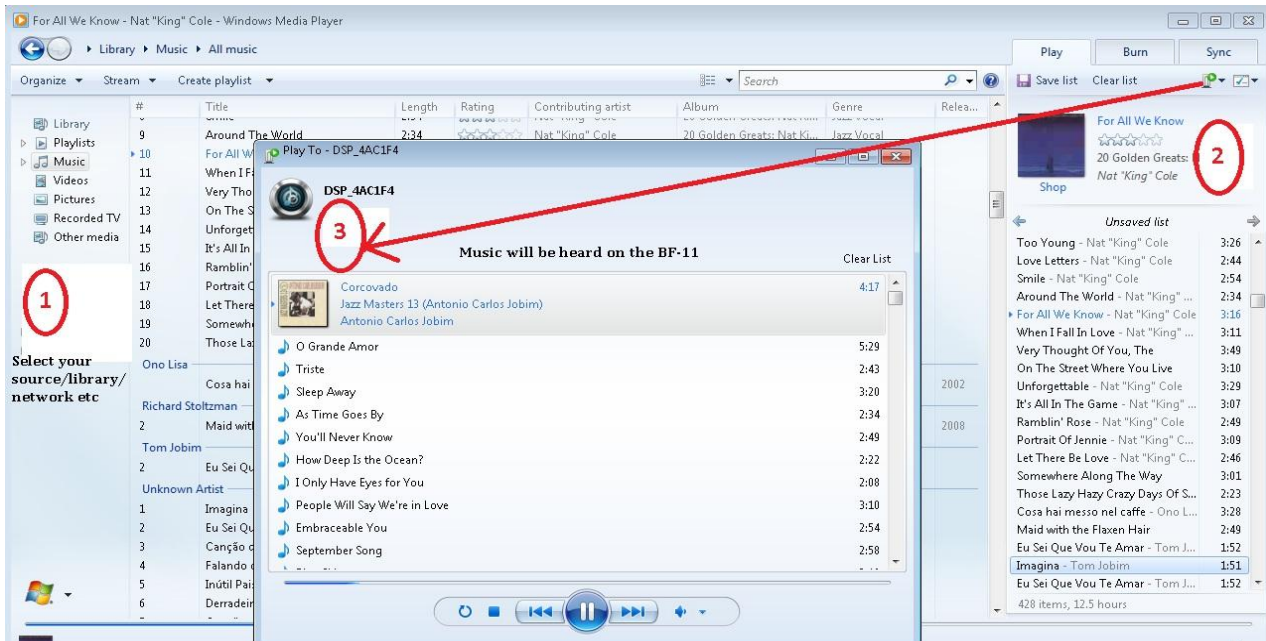
Album	Artist	Duration
As Time Goes By	Touch of Class Frank Sinatra	1:25
You'll Never Know		2:49
How Deep Is the Ocean?		2:22
I Only Have Eyes for You		2:08
People Will Say We're in Love		3:10
Embraceable You		2:54
September Song		2:58
Blue Skies		3:18
They Say It's Wonderful		2:51
Begin the Beguine		2:48
Fools Rush In		3:16

Wi-Fi

cocktail **Audio**

## How to stream Music via Windows Media Player thru the BF-11 (B)

>> Playing from WMP interface/library "play To" ....

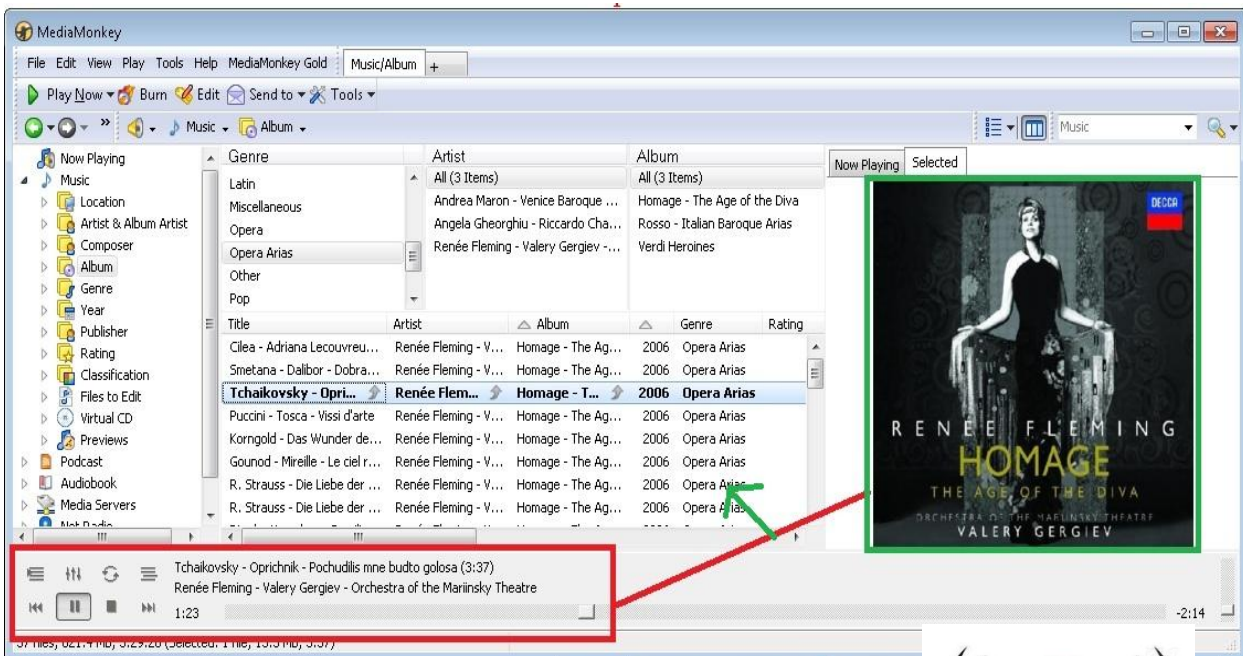
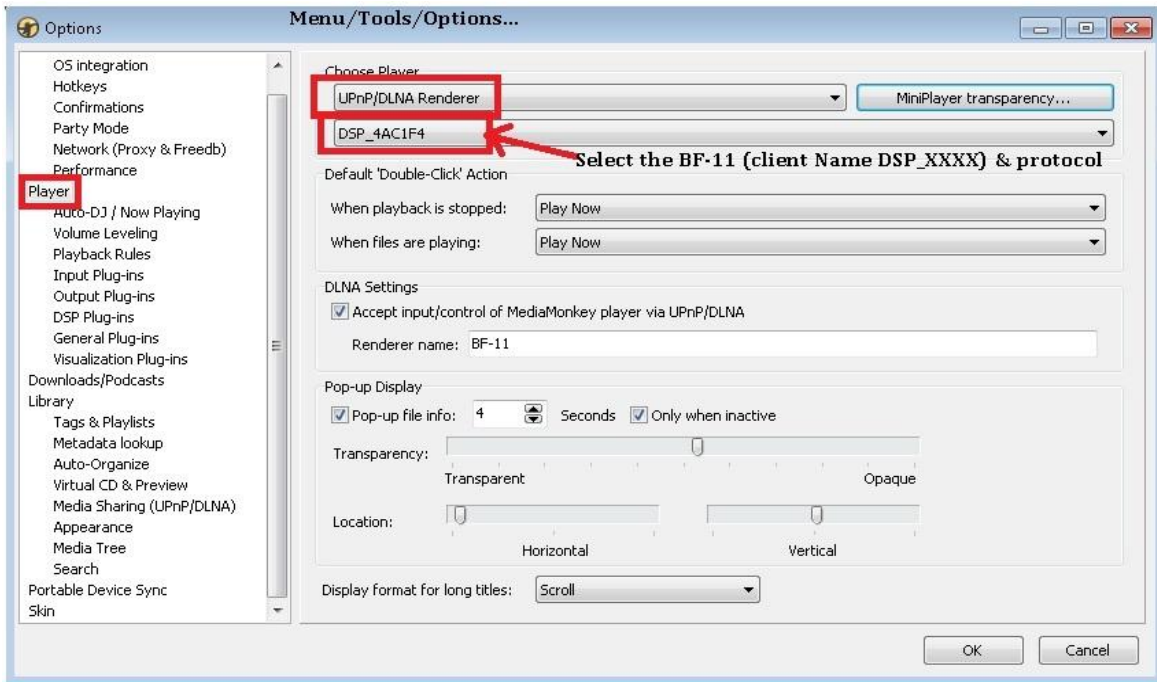


**From WMP:**

- 1. Select your library/Source/network etc**
- 2. Create a playlist or play the songs as usual**
- 3. From the PLAY TAB, Select the renderer (play to device)**

## How to stream Music via Media Money (Free) Player thru the BF-11

### >> Playing from Media Monkey interface/library



## How to stream Radio via Media Money (Free) Player thru the BF-11

>> Playing internet radio from Media Monkey interface/library



To play radio to the BF-11:

1. Save the radio as dynamic (playlist-PLS) - At a known location/folder
2. Use the Media Monkey software to open the saved radio (PLS)
3. Media Monkey will play the station thru the BF-11

